



# HCC



Dial the Sun, 2023, Ya La'ford

# GRANTS ACTIVITY REPORT

2022-23 | TWELFTH EDITION

## HILLSBOROUGH COMMUNITY COLLEGE GRANTS ACTIVITY REPORT, 2022-2023

THE HCC GRANTS OFFICE, WITHIN THE DIVISION OF STRATEGIC PLANNING & ANALYSIS, IS SUPPORTIVE OF PROPOSALS AND ACTIVITIES THAT STRENGTHEN AND SUSTAIN THE ACADEMIC REPUTATION AND MISSION OF HILLSBOROUGH COMMUNITY COLLEGE.

# THE GRANTS ACTIVITY REPORT SERVES FOUR FUNCTIONS.

- 1** The first function provides an overview of the value of the grants portfolio during the 2022-23 fiscal year (July 1, 2022- June 30, 2023). This overview includes funding sources and distribution of grant awards across college locations and their relationship to college goals.
- 2** The second function offers a statistical synopsis of the grant-generating activity spanning the 2022-23 fiscal year including the number of grants sought, applied for, and awarded. In developing these metrics, we can begin to target long-term funding goals and strategies to increase our grant win rates.
- 3** The third function of the report is an informational compendium of all grants active at any time from July 1, 2022 to June 30, 2023.
- 4** The final function of the report is to recognize the community organizations with whom we partnered in pursuit of grants during 2022-23.

The success achieved is a reflection of the innovation, dedication, and hard work put forth by the faculty, staff, and administration. The Grants Office of Hillsborough Community College managed a portfolio of \$37 million, representing 35 individual federal, state, local and private grants that were active during the July 1, 2022-June 30, 2023 fiscal year. In an effort to build on the Goals and Strategic Initiatives of HCC, the Grants Office works collaboratively with faculty and staff on individual and institutional projects that demonstrate the potential to attract outside funding. The Grants Office, Grants Accounting Office, and the HCC Foundation work cooperatively to ensure the college maintains compliance with each of these grants.

We are pleased to present the twelfth edition of the Grants Activity Report.

---

**Paul Nagy**  
Vice President, Strategic Planning & Analysis





## FY 2022-23 FEATURED GRANT

FEATURED GRANT – FUSE SCHOLARSHIP 2.0 \$1,500,000



FUSE Scholarship 2.0 is a dollar-for-dollar match in which the Helios Education Foundation provides \$1.5 million for a total of \$3,000,000 in FUSE scholarship funding. The foundations of Hillsborough Community College (HCC), St. Petersburg College (SPC), the University of South Florida (USF) and Community Foundation of Tampa Bay will fundraise for the match within three years.

Building off the success of the first FUSE scholarship fund of \$3,000,000, Scholarship 2.0 continues to support FUSE articulation. The purpose of FUSE at HCC is to accelerate and grow college completion to meet labor market demand in the Tampa Bay economy. The FUSE program uniquely guarantees admission to USF in the degree major upon completion of the associate degree within three years or less per a prescriptive curricular graduation pathway. Following matriculation to USF, the bachelor's degree must also be completed within three years or less.

The original FUSE Scholarship is a blend of merit and need-based funding in which Pell-eligible students are awarded scholarship based on a GPA ranking. Further, the scholarship has built-in incents to further accelerate degree completion. At HCC, the FUSE scholars are identified by a FUSE tracking application within SAS-VA business intelligence. Funds are held by the Community Foundation of Tampa Bay for their management and investment. Funds received by HCC are disbursed to students via the HCC Foundation. FUSE Scholarship 2.0 requires 50% of scholarship funds be awarded to Black or African American students.

# GRANTS PORTFOLIO FY 2022-23

The portfolio reflects the total dollar value of 35 active grants over the 2022-23 fiscal year. Of the **\$37,060,928** in the active grants portfolio, 51% (\$18,935,807) was from federal funding sources, 8% (\$2,845,500) was from state funds, 39% (\$14,580,621) was from local funding sources, and 2% (\$699,000) was from private funds. The portfolio represents grant-funded projects that vary in duration from months to several years. (See the Grants Compendium section for the funding period of each grant.)


Grant applications are led by “principal investigators” (PIs) across the institution with ideas to attract funding that will advance the mission of the college. Table 1 displays the grants portfolio by location of the principal investigator, including the number of all awards active between July 1, 2022 and June 30, 2023.

**TABLE 1**

## GRANTS PORTFOLIO BY LOCATION, FY 2022-23

LOCATION	AMOUNT	AWARDS
Brandon Campus	\$978,136	1
Dale Mabry Campus	\$9,866,359	13
District	\$8,127,878	13
Plant City Campus	\$0	0
SouthShore Campus	\$0	0
Ybor City Campus	\$17,708,555	6
HCC Foundation	\$380,000	2
<b>TOTAL</b>	<b>\$37,060,928</b>	<b>35</b>

## CHART 1 GRANTS PORTFOLIO BY LOCATION, FY 2022-23



## CHART 2 GRANTS PORTFOLIO BY FUNDING SOURCE, FY 2022-23

PRIVATE

**2%**

LOCAL


**39%**

FEDERAL

**51%**

STATE

**8%**



# GRANT PROPOSALS

GRANT APPLICATIONS SUPPORT ACHIEVEMENT OF COLLEGE STRATEGIC GOALS AND INITIATIVES.

Table 2 displays the primary goal supported by the grants within the portfolio; however, it is important to note that grants may support multiple goals.

**TABLE 2**

GRANTS PORTFOLIO BY COLLEGE GOAL, 2021-23

GOAL	DESCRIPTION	# GRANTS
1	STUDENT SUCCESS Advance achievement of learning outcomes and educational goals for all students.	22
2	TALENT DEVELOPMENT Foster partnerships that position all programs as catalysts for regional economic impact.	5
3	CONTINUOUS IMPROVEMENT Continuously improve programs and services through a systematic and ongoing process of strategic planning, assessment and evaluation in which a “culture of evidence” guides our direction.	2
COLLEGE GOALS: 2019-2021		6
TOTAL		35

# GRANTS DEVELOPMENT ACTIVITY

JULY 1, 2022 – JUNE 30, 2023

The purpose of the Grants Process is to generate sponsored funding to further the mission and goals of the College. Thus, the receipt of awards is the measure of success of the Grants Process. Table 3 is a synopsis of grant development activity spanning the 2022-23 fiscal year, including grants sought, applied for, funded and not funded. Table 4 displays the win rate of the 2022-23 grant application activity as of June 30, 2023. Table 5 displays a final win rate of the 2021-22 grant application activity. By developing these metrics, we can begin to target long-term funding goals and strategies to increase the proportion of grant applications that are awarded.

Developing competitive grant applications requires significant use of staff time and resources. To better ensure a strategic pursuit of grant applications, the President's Cabinet must first approve development of the application as informed by basic information supplied on an Intent to Apply form. Approval of the Intent allows the principal investigator (PI) and grants team to go forward with development of the application. The College President approves final submission of the application by the Grants Office to the funder.

The win rate shown on the following pages is calculated for each location in two ways: (1) by applications, dividing the number of awards by the number of applications submitted and (2) by dollars, dividing the amount funded by the total application amount. Note that the win rate of FY 2022-23 will change over time, when pending proposals are awarded or not funded. Pending grants reported in the 2022-23 Grants Activity Report will be recorded as "funded" or "not funded" in next year's report.



**TABLE 3** GRANTS ACTIVITY BY CAMPUS, FY 2022-23

CAMPUS	TOTAL APPLICATION AMOUNT	INTENT TO APPLY (APPROVED)	APPLICATIONS SUBMITTED	FUNDED AWARDS	NOT FUNDED	PENDING	WIN RATE
BRANDON	\$0	2	0	0	0	0	0%
DALE MABRY	\$360,000	2	2	1	0	1	50%
DISTRICT	\$6,484,290	6	5	4	1	1	80%
PLANT CITY	\$3,500,000	2	2	0	1	1	0%
SOUTHSHORE	\$0	1	1	0	0	0	0%
YBOR CITY	\$1,800,000	1	1	0	1	0	0%
HCC FOUNDATION	\$0	0	0	0	0	0	0%
<b>COLLEGEWIDE TOTALS</b>	<b>\$12,144,290</b>	<b>14</b>	<b>11</b>	<b>5</b>	<b>3</b>	<b>3</b>	<b>45%</b>

\*Win rates are determined by dividing the total number of funded awards by the total number of applications submitted.



**TABLE 4** FY 2022-23 WIN RATES AS OF JUNE 30, 2023

Intents to Apply (approved):	14	Amount:	\$15,838,933
Applications submitted:	11	Amount submitted:	\$12,144,290

AS OF JUNE 30, 2023		
	# APPLICATIONS	\$ AMOUNT
FUNDED	5	\$4,227,960
NOT FUNDED	3	\$4,300,000
PENDING	3	\$3,616,330
TOTALS	11	\$12,144,290
WIN RATE	(45%)	35%

**TABLE 5** FINAL FY 2021-22 WIN RATES AS OF JUNE 30, 2023

Intents to Apply (approved):	35	Amount:	\$21,312,600
Applications submitted:	26	Amount submitted:	\$16,220,899

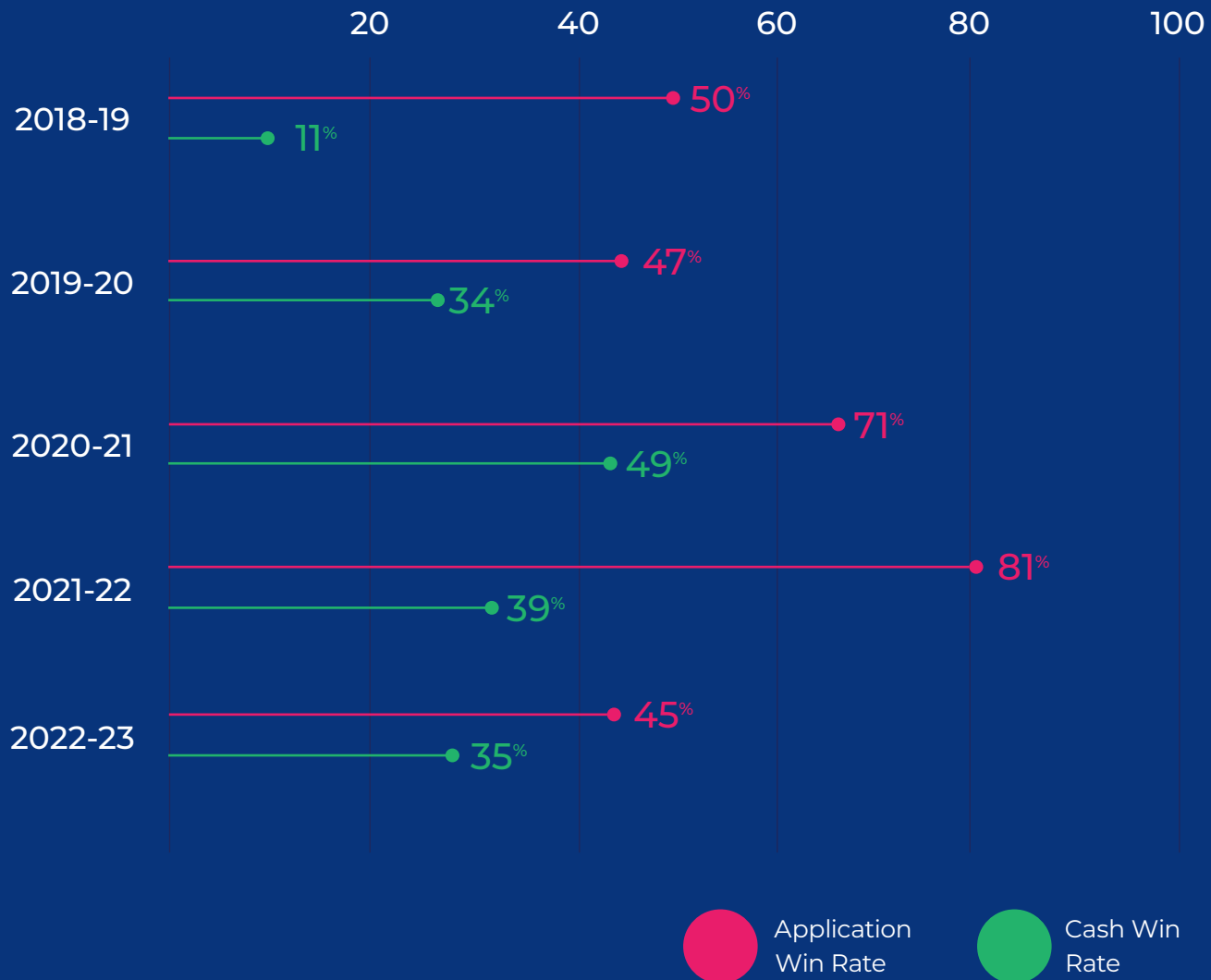
AS OF JUNE 30, 2022		AS OF JUNE 30, 2023		
	# APPLICATIONS	\$ AMOUNT	# APPLICATIONS	\$ AMOUNT
FUNDED	21	\$6,326,904	21	\$6,326,904
NOT FUNDED	5	\$9,893,995	5	\$9,893,995
PENDING	0	\$0	0	\$0
TOTALS	26	\$16,220,899	26	\$16,220,899
WIN RATE	(81%)	39%	(81%)	39%

\*Win rates are determined by dividing the total number of funded applications or dollar amounts by the total number of applications or dollar amounts submitted.

# GRANT WIN RATE

Chart 3, shown below, illustrates the college grant win rates over the last five fiscal years (dividing the number of awards by the number of applications submitted). Win rates are determined by dividing the total number of funded applications or dollar amounts by the total number of applications or dollar amounts submitted. Note that the win rate of FY 2022-23 will change over time when pending proposals are either awarded or not funded.

**CHART 3** COLLEGE WIN RATES



**TABLE 6** FIVE-YEAR CASH AND APPLICATION GRANT WIN RATES

	TOTAL APPLICATION CASH AMOUNT	TOTAL CASH AMOUNT AWARDED	CASH WIN RATE	APPLICATIONS SUBMITTED	APPLICATIONS AWARDED	APPLICATION WIN RATE
2018-19	\$29,233,085	\$3,191,713	11%	16	8	50%
2019-20	\$9,669,591	\$3,287,180	34%	19	9	47%
2020-21	\$6,623,805	\$3,275,436	49%	21	15	71%
2021-22	\$16,220,899	\$6,326,904	39%	26	21	81%
2022-23	\$12,144,290	\$4,227,960	35%	11	5	45%

**TABLE 7** FY 2022-23 COVID-19 GRANTS

FUNDING AGENCY	TITLE	TOTAL AWARD AMOUNT	FUNDING PERIOD
DOE	HEERF III (ARP) (No Cost Extension)	\$64,238,534	5/20-6/24
TOTAL	---	\$64,238,534	---

\*COVID-19 grants are not included in the total grants activity for FY 2022-23.

**COVID-19 GRANT ACTIVITY FROM JULY 1, 2022, TO JUNE 30, 2023**

Table 7 shows the COVID-19 relief grant amounts applied for and received during FY 2022-23. Since all institutions received these relief grants, they were parsed out of the FY 2022-23 calculations because their inclusion would skew the results of HCC's regular grant activity. The Grants Office still manages these grants, thus Table 7 is exclusive to COVID-19 grants only.

# GRANTS COMPENDIUM, FY 2022-23

The following compendium presents a listing of all grants active at any time during the 2022-23 fiscal year. The list includes the total award amount spanning the entire funding period for each grant.

## BRANDON CAMPUS

FUNDING AGENCY	TITLE	PI	TOTAL AWARD AMOUNT	FUNDING PERIOD
NSF	Advanced Technological Center (ATE) Collaborative Invitation Grant	Greg Kepner	\$978,136	5/17 – 9/23
TOTAL	---	---	\$978,136	---





# DALE MABRY CAMPUS

FUNDING AGENCY	TITLE	PI	TOTAL AWARD AMOUNT	FUNDING PERIOD
US DOE	Math Success	Jim Wysong	\$6,444,018	10/16 - 9/23
NSF	Bridges to Baccalaureate (B2B) Alliance Grant	Jim Wysong	\$706,890	12/17 - 11/25
NSF	Systemic Transformation of Evidence-Based Education Reform (STEER) YR 4	Hikmat BC	\$44,888	8/20 - 12/22
US DOE	The Interconnection between Language, History, Art, and Culture: A Study of Brazil's African Diaspora	Suzanne Lynch	\$98,354	7/21 - 7/23
SBA	IVMF	Barry Hubbard	\$275,000	12/21 - 11/23
FL DOE	Innovators in Action, InLab@ HCC Entrepreneurship Center	Barry Hubbard	\$100,000	12/21 - 1/23
Hillsborough BOCC	InLab	Barry Hubbard	\$250,000	10/21 - 9/23
NSF	CyberPEERS	Jeff Pelzer Sharon Moran (Co-PI)	\$748,300	12/21 - 12/23
NSF	Closing the Cloud Computing Skills Gap Initiative	Mubarak Banisakher Marilyn Carrasquillo (Co-PI)	\$491,794	7/22 - 6/25
Cyber Florida DOE	GEER II: Cybersecurity and IT Pathways Expansion Grant	Sharon Moran Jeff Pelzer (Co-PI)	\$359,898	6/22 - 8/23
NSF	Enhancement of Research & Education Infrastructure in the Chemistry and Engineering Multifunction	Hikmat BC	\$62,217	8/22 - 8/25
FL DOE	Entrepreneurship Education and Training Grant	Simone Jenkins	\$50,000	10/22 - 6/23
FL DOE	Linking Industry to Nursing Education (LINE) Fund	Marcellyne Penny	\$235,000	7/22 - 6/24
<b>TOTAL</b>	---	---	<b>\$9,866,359</b>	---

# DISTRICT

FUNDING AGENCY	TITLE	PI	TOTAL AWARD AMOUNT	FUNDING PERIOD
FL DOE	Perkins	Brian Mann	\$1,014,444	10/22 - 6/23
FL DOE	Rapid Credentialing	Ryan Buckthorpe	\$938,939	5/20 - 12/23
FL DOE	CROP 2021	Warren Smith	\$55,155	9/21 - 12/23
FL DOE	Open Door Tuition	Ryan Buckthorpe	\$993,813	10/21 - 9/23
Institute of Museum & Library Services	Increasing Technology Access	Karen Griffin & Kristin Heathcock (Co-PI)	\$14,020	11/21-10/22
Division of Library Information Services	Increasing Technology Access	Karen Griffin & Adonis Amparo (Co-PI)	\$37,991	9/21-1/23
Verizon	Verizon STEM Achievers, formally Verizon Innovative Learning	Ronkel Williams	\$165,000	6/22 - 3/24
Verizon NACCE	Verizon Innovative Learning - STEM (Continuation)	Ronkel Williams	\$184,000	5/21 - 6/24
Helios Education Foundation	FUSE Scholarship 2.0	Paul Nagy	1,500,000	1/23 - 12/25
FL DOE	Expansion of Registered Apprenticeship (ERAP)	John Meeks	\$1,725,800	5/22 - 9/23
FL DOE	Prepping Institutions, Programs, Employers, and Learners PIPELINE	Brian Mann	\$1,446,406	7/22 - 6/24
Hillsborough County Social Services Department	Medical Certification Program with Job Placement Services	Ryan Buckthorpe	\$32,110	9/22 - 9/23
College Board	Florida Partnership	Warren Smith	\$20,000	2/22 - 9/23
TOTAL	---	---	\$8,127,878	---

## HCC FOUNDATION

FUNDING AGENCY	TITLE	PI	TOTAL AWARD AMOUNT	FUNDING PERIOD
YCDC	HCC Visual and Performing Arts Series	Steve Shear	\$30,000	7/21 – 7/24
JP Morgan Chase	Increasing Diversity in FinTech Careers	Lee Lowry	\$350,000	1/23 – 12/23
<b>TOTAL</b>	---	---	<b>\$380,000</b>	---

## YBOR CITY CAMPUS

FUNDING AGENCY	TITLE	PI	TOTAL AWARD AMOUNT	FUNDING PERIOD
CBHC	Conscious Awareness Learning Model (CALM)	Marni Lebowitz Fuente	\$1,491,036	10/16 - 9/24
CBHC	Early Literacy Matters	Marni Lebowitz Fuente	\$2,535,955	10/17 - 9/24
CBHC	Quality Early Education System	Marni Lebowitz Fuente	\$9,999,274	10/18 - 9/24
US DOE	TRIO Student Support Services	LaTrece Rowell	\$1,891,185	9/20 - 8/24
US DOE	HCC Child Care Access Program	Elyse Ledford	\$1,714,868	10/21 - 9/25
Hillsborough County	Childcare Stabilization Subgrant Program	Elyse Ledford	\$76,237	6/22 - 2/24
<b>TOTAL</b>	---	---	<b>\$17,708,555</b>	---





# COMMUNITY COLLABORATIONS

## FY 2022-23

Many grants require partnership through community connections. In 2022-23, a majority of the grants that were applied for involved partnership support. The following list of collaborations and partnerships represents partnerships of active awards.

### COMMUNITY AND INDUSTRY PARTNERS

Children's Board of Hillsborough County  
Community Foundation of Tampa Bay  
Early Learning Coalition of Hillsborough County  
FL DOE  
Florida Department of State  
Helios Education Foundation  
Hillsborough County  
Hillsborough County Public Schools  
Institute of Museum and Library Services  
LEAP Tampa Bay  
National Science Foundation  
Small Business Administration  
The College Board  
US DOE  
US DOL  
Verizon Foundation  
Ybor City Development Corporation

### COLLEGES AND UNIVERSITIES

Florida Southwestern State College  
Indian River State College  
Miami Dade College  
Seminole State College  
St. Petersburg College  
State College of Florida  
University of Central Florida  
University of Florida  
University of South Florida  
University of Tampa  
Valencia College

## GRANTS OFFICE

Shannon M. Olmstead, Ed.D.  
HCC Grants Officer  
4115 N. Lois Ave.  
Tampa, FL 33614

Brandon Campus  
10451 Nancy Watkins Dr.  
Tampa, FL 33619

Dale Mabry Campus  
4001 W. Tampa Bay Blvd.  
Tampa, FL 33614

Plant City Campus  
1206 N. Park Rd.  
Plant City, FL 33563

SouthShore Campus  
551 24th St., NE  
Ruskin, FL 33570

Ybor City Campus  
2112 N. 15th St.  
Tampa, FL 33605

Dr. Gwendolyn W. Stephenson  
District Administration Center  
4115 N. Lois Ave.  
Tampa, FL 33614

## REPORT ABBREVIATIONS

AACC	American Association of Community Colleges
ATE	Advanced Technological Education
CBHC	Children's Board of Hillsborough County
CROP	College Reach Out Program
FL DOE	Florida Department of Education
FL DEO	Florida Department of Economic Opportunity
FL	Florida
FY	Fiscal Year
HCC	Hillsborough Community College
HCSD	Hillsborough County School District
HSI	Hispanic-Serving Institution
STEER	Systemic Transformation of Evidence-based Education Reform
LSAMP	Louis Stokes Alliances for Minority Participation
MSI	Minority Serving Institution
NACCE	National Association for Community College Entrepreneurship
NSF	National Science Foundation
PI	Principal Investigator
QEES	Quality Early Education System
SPC	Saint Petersburg College
TRIO	Three ED programs: Student Support Services, Educational Opportunity Centers, and Talent Search
UCF	University of Central Florida
UF	University of Florida
US DOE	US Department of Education
US DOL	US Department of Labor
USF	University of South Florida
YCDC	Ybor City Development Corporation

# MISSION

To transform lives by providing open access to an exceptional teaching and learning environment that inspires students to contribute to the local community and global society.

# VISION

To promote a thriving community in which students achieve their full potential by providing access to an affordable, innovative, high quality, and lifelong education.

# VALUES

**STUDENT SUCCESS** Helping our students achieve their full potential by providing exceptional teaching and support services. **SUSTAINABILITY** Embracing our role as a responsible steward of the social, environmental and economic resources that have been entrusted to us. **SERVICE** Supporting the economic and cultural vitality of Tampa Bay through dynamic programming and partnerships. **INTEGRITY** Operating with transparency, accountability and the highest level of professionalism. **INCLUSION** Building a diverse environment where all backgrounds, beliefs and experiences are welcomed. **INNOVATION** Fostering a culture that welcomes the exploration of new ideas and creative endeavors.



# HCC

Hillsborough Community College is accredited by the Southern Association of Colleges and Schools Commission on Colleges (SACSCOC) to award associate and baccalaureate degrees. Questions about the accreditation of Hillsborough Community College may be directed in writing to the Southern Association of Colleges and Schools Commission on Colleges at 1866 Southern Lane, Decatur, GA 30033-4097, by calling (404) 679-4500, or by using information available on SACSCOC's website [www.sacscoc.org](http://www.sacscoc.org)

HCC subscribes to equity, access, diversity and inclusion. MPR 9/23